


50%
dto.
mantenimiento



Sistema Viada
AMPLIABLE

Sistema Viada
AMPLIABLE



MEDIO RAMO DE LAUREL


ENREDADERA


NENÚFAR


 **IBM1718**


 **IBM1717**


 **IBM1719**


 1pc / 3kg / 125 x 60 x 5 cm


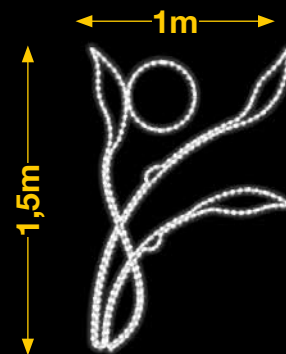
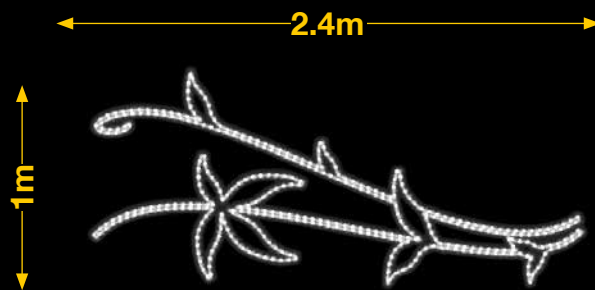
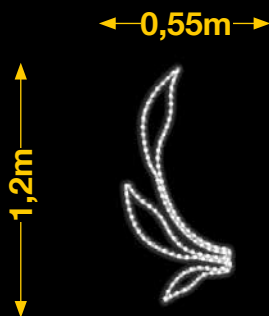
 1pc / 12kg / 105 x 245 x 5 cm

 1pc / 8kg / 155 x 105 x 5 cm

 220v / 20W

 220v / 65W

 220v / 50W



Viada
BASE 

Viada
COLOR 

Instant
CONNECT 

Viada
SECURE 

Viada
PREMIUM 

Centro: 91 005 26 27 | Levante: 96 593 21 09 | Norte: 94 595 98 62