



PALMERA Y ESTRELLAS

 **FF003B**

 1pc / 15kg / 215 x 105 x 5 cm

 220v / 45W


← 1m →


↑ 2,1m ↓



PALMERA Y NIEVE

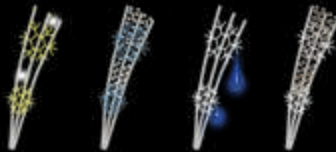
 **FF003A**

 1pc / 16kg / 215 x 105 x 5 cm

 220v / 75W


← 1m →


↑ 2,1m ↓



GÉMINIS


 **FF0601**

 1pc / 10kg / 255 x 105 x 5 cm

 220v / 120W

← 1m →

↑ 2,5m ↓



dto. estructura **75%**

50% dto. liquidación

Combinable **AMPLIABLE**



50% dto. liquidación