

50%
dto.
mantenimiento



Color Interior
AMPLIABLE



Flash
AMPLIABLE


Combinable
AMPLIABLE




Goteo
AMPLIABLE


ESTRELLA DE 5 PUNTAS


 **IBM1503**

 1pc / 8kg / 155 x 155 x 5 cm


 220v / 25W


 **IBM1505**

 1pc / 5kg / 80 x 80 x 5 cm


 220v / 15W


 **IBM1504**

 1pc / 6kg / 105 x 105 x 5 cm

 220v / 20W

 **IBM1506**

 1pc / 3kg / 55 x 55 x 5 cm


 220v / 10W




IBM1503 Ø=1,5m IBM1505 Ø=0,75m
IBM1504 Ø=1m IBM1506 Ø=0,5m


ESTRELLA DE 4 PUNTAS


 **IBM1501**

 1pc / 6kg / 155 x 155 x 5 cm


 220v / 30W


 **IBM1502**

 1pc / 4kg / 80 x 80 x 5 cm


 220v / 15W


 **IBM1902**


 1pc / 2kg / 105 x 105 x 5 cm

 220v / 25W

 **IBM1914**

 1pc / 1kg / 55 x 55 x 5 cm

 220v / 10W



IBM1501 Ø=1,5m IBM1502 Ø=0,75m
IBM1902 Ø=1m IBM1914 Ø=0,5m



Centro: 91 005 26 27 | Levante: 96 593 21 09 | Norte: 94 595 98 62